



*Technology
inspired
by History.*

2024

EDITION 3 / April 2024

Road • Gravel • Cyclocross

CARBON AND ALUMINIUM BIKES • MADE IN ITALY SINCE 1972



SUPER CORSA RC

The Super Corsa RC is the new lighter and stiffer version of the Super Corsa, thanks to the use of a higher grade high modulus carbon fiber and a monocoque construction technique that allows for a reduction of internal thicknesses. The lightness and rigidity of the "frameset" (frame, fork, seat post) allows to have a highly performing bicycle on climbs, very reactive in changes of pace, stable and with excellent handling on downhills with great vibration absorption.



**SUPER CORSA RC
COLORS**



RC1 SPECTRO BLACK



RC2 PRISMA WHITE



RC3 FLAMING RED

SUPER CORSA RC BIKESETS



PRO

GROUPSET	SHIMANO DURA ACE DI2 R9270	SHIMANO ULTEGRA DI2 R8170	SRAM FORCE AXS
HANDLEBAR	DEDA ALANERA INTEGRATED	DEDA ALANERA INTEGRATED	DEDA ALANERA INTEGRATED
SEAT POST	ALAN 056 CARBON	ALAN 056 CARBON	ALAN 056 CARBON
SADDLE	SAN MARCO ASPIDE SHORT CARBON FX	SAN MARCO ASPIDE SHORT CARBON FX	SAN MARCO ASPIDE SHORT CARBON FX
WHEELSET	MICHE KLEOS RD 50	MICHE KLEOS RD 50	MICHE KLEOS RD 50
TIRES	VELOFLEX CORSA EVO TLR	VELOFLEX CORSA EVO TLR	VELOFLEX CORSA EVO TLR



ELITE

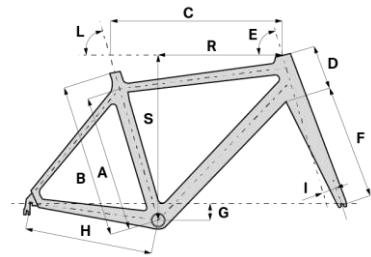
GROUPSET	SHIMANO ULTEGRA DI2 R8170	SHIMANO 105 DI2 R7170	SRAM FORCE AXS	SRAM RIVAL AXS
STEM	DEDA SUPERBOX	DEDA SUPERBOX	DEDA SUPEBOX	DEDA SUPERBOX
HANDLEBAR	DEDA SUPERZERO CARBON	DEDA SUPERZERO CARBON	DEDA SUPERZERO CARBON	DEDA SUPERZERO CARBON
SEAT POST	ALAN 056 CARBON	ALAN 056 CARBON	ALAN 056 CARBON	ALAN 056 CARBON
SADDLE	SAN MARCO ASPIDE SHORT OPEN FIT	SAN MARCO ASPIDE SHORT OPEN FIT	SAN MARCO ASPIDE SHORT OPEN FIT	SAN MARCO ASPIDE SHORT OPEN FIT
WHEELSET	ALCHEMIST PRO TRAINING RH38 CARBON	ALCHEMIST PRO TRAINING RH38 CARBON	ALCHEMIST PRO TRAINING RH38 CARBON	ALCHEMIST PRO TRAINING RH38 CARBON
TIRES	VELOFLEX CORSA EVO TLR	VELOFLEX CORSA EVO TLR	VELOFLEX CORSA EVO TLR	VELOFLEX CORSA EVO TLR

SUPER CORSA RC FRAMESET

- Monocoque high mod carbon fiber frame
- weight 850 g
- Sizes: XS-S-M-L-XL
- Full integrated cable routing
- flat mounts disc brake
- rear t/axle 12x142mm – front t/axle 12x100mm
- Bottom bracket BB86 (86,5x41)
- Max tire size 700x32
- D-shape carbon seat post included weight 140 g
- Monocoque carbon fork weight 350 g
- Tapered headtube 1”1/2 top - 1”1/2 bottom
- Integrated Deda DCR headset included
- Colors: RC1 SPECTRO BLACK
RC2 PRISMA WHITE
RC3 FLAMING RED



GEOMETRIES											
size	B	C	D	L	E	G	F	I	H	R	S
XS	460	515	110	75°	71,5°	69	368	45	408	379	510
S	490	536	120	74°	72,5°	69	368	45	408	384	523
M	510	548	140	73,5°	73°	69	368	45	408	388	542
L	530	565	160	73,2°	73,5°	69	368	45	408	397	563
XL	560	587	180	73°	73,5°	69	368	45	408	406	588





SUPER CORSA PHOTONIC EDITION

The Super Corsa in special edition of paintwork with mixed iridescent colors blue purple/red with holographic effect decals.

SUPER CORSA HELLFIRE EDITION

The Super Corsa in special edition of paintwork with mixed iridescent colors golden purple/red with holographic effect decals.



**SUPER CORSA
PHOTONIC EDITION**



**SUPER CORSA
HELLFIRE EDITION**



**SUPER CORSA
PHOTONIC - HELLFIRE
EDITIONS
BIKESETS**



PRO			
GROUPSET	SHIMANO DURA ACE DI2 R9270	SHIMANO ULTEGRA DI2 R8170	SRAM FORCE AXS
HANDLEBAR	DEDA ALANERA INTEGRATED	DEDA ALANERA INTEGRATED	DEDA ALANERA INTEGRATED
SEAT POST	ALAN 056 CARBON	ALAN 056 CARBON	ALAN 056 CARBON
SADDLE	SAN MARCO ASPIDE SHORT CARBON FX	SAN MARCO ASPIDE SHORT CARBON FX	SAN MARCO ASPIDE SHORT CARBON FX
WHEELSET	MICHE KLEOS RD 50	MICHE KLEOS RD 50	MICHE KLEOS RD 50
TIRES	VELOFLEX CORSA EVO TLR	VELOFLEX CORSA EVO TLR	VELOFLEX CORSA EVO TLR



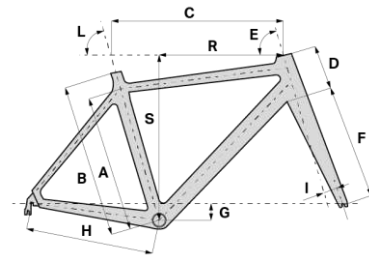
ELITE				
GROUPSET	SHIMANO ULTEGRA DI2 R8170	SHIMANO 105 DI2 R7170	SRAM FORCE AXS	SRAM RIVAL AXS
STEM	DEDA SUPERBOX	DEDA SUPERBOX	DEDA SUPEBOX	DEDA SUPERBOX
HANDLEBAR	DEDA SUPERZERO CARBON	DEDA SUPERZERO CARBON	DEDA SUPERZERO CARBON	DEDA SUPERZERO CARBON
SEAT POST	ALAN 056 CARBON	ALAN 056 CARBON	ALAN 056 CARBON	ALAN 056 CARBON
SADDLE	SAN MARCO ASPIDE SHORT OPEN FIT	SAN MARCO ASPIDE SHORT OPEN FIT	SAN MARCO ASPIDE SHORT OPEN FIT	SAN MARCO ASPIDE SHORT OPEN FIT
WHEELSET	ALCHEMIST PRO TRAINING RH38 CARBON	ALCHEMIST PRO TRAINING RH38 CARBON	ALCHEMIST PRO TRAINING RH38 CARBON	ALCHEMIST PRO TRAINING RH38 CARBON
TIRES	VELOFLEX CORSA EVO TLR	VELOFLEX CORSA EVO TLR	VELOFLEX CORSA EVO TLR	VELOFLEX CORSA EVO TLR

SUPER CORSA PHOTONIC - HELFIRE FRAMESET

- Monocoque high mod carbon fiber frame
- weight 1.100 g
- Sizes: XS-S-M-L-XL
- Full integrated cable routing
- flat mounts disc brake
- rear t/axle 12x142mm – front t/axle 12x100mm
- Bottom bracket BB86 (86,5x41)
- Max tire size 700x30
- D-shape carbon seat post included weight 170 g
- Monocoque carbon fork weight 440 g
- Tapered headtube 1"1/2 top - 1"1/2 bottom
- Integrated Deda DCR headset included



GEOMETRIES											
size	B	C	D	L	E	G	F	I	H	R	S
XS	460	515	110	75°	71,5°	69	368	45	408	379	510
S	490	536	120	74°	72,5°	69	368	45	408	384	523
M	510	548	140	73,5°	73°	69	368	45	408	388	542
L	530	565	160	73,2°	73,5°	69	368	45	408	397	563
XL	560	587	180	73°	73,5°	69	368	45	408	406	588





SUPER CORSA

The Super Corsa has been designed by combining some construction characteristics of the Super Corsa models of previous generations with modern specifications.

A frame with harmonized shapes of the tubes to have an agile and light bike, suitable for all types of routes, but especially for the ones with challenging climbs. The Super Corsa has a full integrated cable routing that gives a very smooth look and aerodynamic gain. The bike offers a brilliant ride with perfect control and excellent handling; responsive acceleration while climbing or sprinting out of the saddle. The carbon monocoque structure gives a perfect absorption of vibration. The disc brakes allow a powerful and modular braking in all condition.



**SUPER CORSA
COLORS**



SC1 GREEN PURPLE



SC2 BLUE PURPLE



SC3 RED

**SUPER CORSA
BIKESETS**



ELITE				
GROUPSET	SHIMANO ULTEGRA D12 R8170	SHIMANO 105 D12 R7170	SRAM FORCE AXS	SRAM RIVAL AXS
STEM	DEDA SUPERBOX	DEDA SUPERBOX	DEDA SUPEBOX	DEDA SUPERBOX
HANDLEBAR	DEDA SUPERZERO CARBON	DEDA SUPERZERO CARBON	DEDA SUPERZERO CARBON	DEDA SUPERZERO CARBON
SEAT POST	ALAN 056 CARBON	ALAN 056 CARBON	ALAN 056 CARBON	ALAN 056 CARBON
SADDLE	SAN MARCO ASPIDE SHORT OPEN FIT	SAN MARCO ASPIDE SHORT OPEN FIT	SAN MARCO ASPIDE SHORT OPEN FIT	SAN MARCO ASPIDE SHORT OPEN FIT
WHEELSET	ALCHEMIST PRO TRAINING RH38 CARBON	ALCHEMIST PRO TRAINING RH38 CARBON	ALCHEMIST PRO TRAINING RH38 CARBON	ALCHEMIST PRO TRAINING RH38 CARBON
TIRES	VELOFLEX CORSA EVO TLR	VELOFLEX CORSA EVO TLR	VELOFLEX CORSA EVO TLR	VELOFLEX CORSA EVO TLR



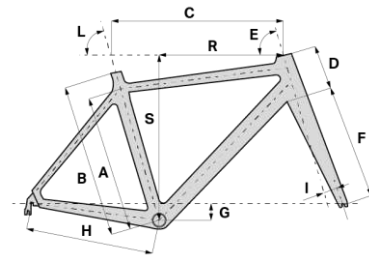
MASTER		
GROUPSET	SHIMANO 105 D12 R7170	SRAM RIVAL AXS
STEM	DEDA SUPERBOX	DEDA SUPERBOX
HANDLEBAR	DEDA ZERO2	DEDA ZERO2
SEAT POST	ALAN 056 CARBON	ALAN 056 CARBON
SADDLE	SAN MARCO ASPIDE SHORT OPEN FIT	SAN MARCO ASPIDE SHORT OPEN FIT
WHEELSET	MICHE RACE PRO	MICHE RACE PRO
TIRES	VELOFLEX CORSA EVO TLR	VELOFLEX CORSA EVO TLR

SUPER CORSA FRAMESET

- Monocoque high mod carbon fiber frame
- weight 1.100 g
- Sizes: XS-S-M-L-XL
- Full integrated cable routing
- flat mounts disc brake
- rear t/axle 12x142mm – front t/axle 12x100mm
- Bottom bracket BB86 (86,5x41)
- Max tire size 700x30
- D-shape carbon seat post included weight 170 g
- Monocoque carbon fork weight 440 g
- Tapered headtube 1 1/2 top - 1 1/2 bottom
- Integrated Deda DCR headset included
- Colors: SC1 green purple
SC2 blue purple
SC3 red



GEOMETRIES											
size	B	C	D	L	E	G	F	I	H	R	S
XS	460	515	110	75°	71,5°	69	368	45	408	379	510
S	490	536	120	74°	72,5°	69	368	45	408	384	523
M	510	548	140	73,5°	73°	69	368	45	408	388	542
L	530	565	160	73,2°	73,5°	69	368	45	408	397	563
XL	560	587	180	73°	73,5°	69	368	45	408	406	588





SUPER GRAVEL RC

The new Super Gravel RC is a gravel “performance/race” bike designed to ride on any combination of asphalt, gravel and dirt roads without any bikepacking.

The Super Gravel RC offers a brilliant ride with perfect control and excellent handling on every surface, responsive acceleration while climbing or sprinting out of the saddle.

The carbon monocoque structure gives a high level of stiffness, perfect absorption of vibrations and super driving reaction.



**SUPER GRAVEL RC
COLORS**



RC4 MIAMI BLUE



RC5 RUBY WHITE



RC6 POSH GREEN

SUPER GRAVEL RC BIKESETS



PRO		
GROUPSET	SHIMANO ULTEGRA DI2 R8170 2x12	SRAM FORCE AXS 2x12
CRANKSET-CASSETTE	48/34-11/34	46/33-10/36
STEM	DEDA SUPERBOX	DEDA SUPERBOX
HANDLEBAR	DEDA SUPERZERO GRAVEL CARBON	DEDA SUPERZERO GRAVEL CARBON
SEAT POST	ALAN 075 CARBON	ALAN 075 CARBON
SADDLE	SAN MARCO ASPIDE SHORT OPEN FIT	SAN MARCO ASPIDE SHORT OPEN FIT
WHEELSET	ALCHEMIST PRO TRAINING RH38 CARBON	ALCHEMIST PRO TRAINING RH38 CARBON
TIRES	TUFO GRAVEL SPEEDERO TLR	TUFO GRAVEL SPEEDERO TLR



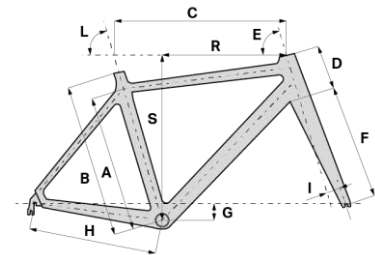
ELITE		
GROUPSET	SHIMANO 105 DI2 R7170 2x12	SRAM RIVAL AXS 2x12
CRANKSET-CASSETTE	48/34-11/34	46/33-10/36
STEM	DEDA SUPERBOX	DEDA SUPERBOX
HANDLEBAR	DEDA SUPERZERO GRAVEL ALLOY	DEDA SUPERZERO GRAVEL ALLOY
SEAT POST	ALAN 075 CARBON	ALAN 075 CARBON
SADDLE	SAN MARCO ASPIDE SHORT OPEN FIT	SAN MARCO ASPIDE SHORT OPEN FIT
WHEELSET	MICHE GRAFF XL	MICHE GRAFF XL
TIRES	TUFO GRAVEL SPEEDERO TLR	TUFO GRAVEL SPEEDERO TLR



MASTER			
GROUPSET	SHIMANO 105 DI2 R7170 2x12	SRAM RIVAL AXS 2x12	SHIMANO GRX610 2x12
CRANKSET-CASSETTE	48/34-11/34	46/33-10/36	46/30-11/34
STEM	DEDA SUPERBOX	DEDA SUPERBOX	DEDA SUPERBOX
HANDLEBAR	DEDA GRAVEL 100	DEDA GRAVEL 100	DEDA GRAVEL 100
SEAT POST	DEDA ZERO2	DEDA ZERO2	DEDA ZERO2
SADDLE	SAN MARCO ASPIDE SHORT OPEN FIT	SAN MARCO ASPIDE SHORT OPEN FIT	SAN MARCO ASPIDE SHORT OPEN FIT
WHEELSET	MICHE RACE PRO	MICHE RACE PRO	MICHE RACE PRO
TIRES	TUFO GRAVEL SPEEDERO TLR	TUFO GRAVEL SPEEDERO TLR	TUFO GRAVEL SPEEDERO TLR

SUPER GRAVEL RC FRAMESET

- Monocoque high mod carbon fiber frame 1.100gr.
- Monocoque carbon fork 480 gr.
- Sizes: S-M-L-XL-XXL
- flat mounts disc brake
- rear t/axle 12x142mm
- front t/axle 12x100mm
- Bottom bracket BSA threaded
- Max tire size 700x40
- Seat tube ID 27,2 mm
- removable front derailleur mount allows to assemble 2x or 1 x cranksets
- Tapered headtube 1"1/8 top - 1"1/2 bottom
- Integrated Headset included
- Colors: RC4 MIAMI BLUE
RC5 RUBY WHITE
RC6 POSH GREEN



GEOMETRIES											
size	B	C	D	L	E	G	F	I	H	R	S
S	500	515	120	73,5°	70,5°	65	396	45	425	355	540
M	520	535	130	73,5°	71°	65	396	45	425	366	554
L	540	556	145	73°	71,5°	65	396	45	425	381	570
XL	560	575	160	73°	72°	65	396	45	425	392	582
XXL	580	595	175	73°	72,5°	65	396	45	425	402	596





XTREME GRAVEL

The Xtreme Gravel has been designed by combining some of the construction features of previous generation Xtreme Gravel models with modern specifications such as fully integrated cable routing which gives a very smooth look with no cable clutter in the steering area.

The monocoque carbon frame offers perfect absorption of vibrations and the fork, with its particular shape, guarantees exceptional handling of the bike for a brilliant ride and perfect control on any surface. A bike suitable for both "gravel racing" use, for its reactivity and handling, and for "gravel adventure" use, for its comfort, handling and the specific supports for bikepacking.



**XTREME GRAVEL
COLORS**



XG3 GREEN PURPLE



XG4 GOLDEN PURPLE



XG5 BLUE PURPLE

XTREME GRAVEL BIKESETS



PRO

GROUPSET	SRAM FORCE AXS 2x12	SRAM FORCE AXS XPLR 1x12
CRANKSET-CASSETTE	46/33-10/36	40-10/44
STEM	DEDA SUPERBOX	DEDA SUPERBOX
HANDLEBAR	DEDA SUPERZERO GRAVEL CARBON	DEDA SUPERZERO GRAVEL CARBON
SEAT POST	ALAN 075 CARBON	ALAN 075 CARBON
SADDLE	SAN MARCO ASPIDE SHORT OPEN FIT	SAN MARCO ASPIDE SHORT OPEN FIT
WHEELSET	ALCHEMIST PRO TRAINING RH38 CARBON	ALCHEMIST PRO TRAINING RH38 CARBON
TIRES	TUFO GRAVEL SPEEDERO TLR	TUFO GRAVEL SPEEDERO TLR



ELITE

GROUPSET	SRAM FORCE AXS 2x12	SRAM FORCE AXS XPLR 1x12
CRANKSET-CASSETTE	46/33-10/36	40-10/44
STEM	DEDA SUPERBOX	DEDA SUPERBOX
HANDLEBAR	DEDA SUPERZERO GRAVEL ALLOY	DEDA SUPERZERO GRAVEL ALLOY
SEAT POST	ALAN 075 CARBON	ALAN 075 CARBON
SADDLE	SAN MARCO ASPIDE SHORT OPEN FIT	SAN MARCO ASPIDE SHORT OPEN FIT
WHEELSET	MICHE GRAFF XL	MICHE GRAFF XL
TIRES	TUFO GRAVEL SPEEDERO TLR	TUFO GRAVEL SPEEDERO TLR



MASTER

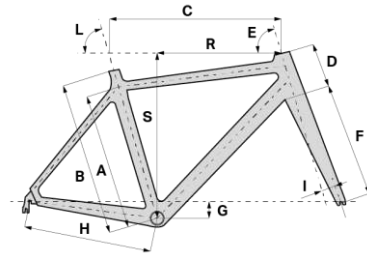
GROUPSET	SHIMANO 105 DI2 R7170 2x12	SRAM RIVAL AXS 2x12	SRAM APEX AXS XPLR 1x12	SHIMANO GRX610 2x12
CRANKSET-CASSETTE	48/34-11/34	46/33-10/36	40-11/44	46/30-11/34
STEM	DEDA SUPERBOX	DEDA SUPERBOX	DEDA SUPERBOX	DEDA SUPERBOX
HANDLEBAR	DEDA GRAVEL 100	DEDA GRAVEL 100	DEDA GRAVEL 100	DEDA GRAVEL 100
SEAT POST	DEDA ZERO2	DEDA ZERO2	DEDA ZERO2	DEDA ZERO2
SADDLE	SAN MARCO ASPIDE SHORT OPEN FIT	SAN MARCO ASPIDE SHORT OPEN FIT	SAN MARCO ASPIDE SHORT OPEN FIT	SAN MARCO ASPIDE SHORT OPEN FIT
WHEELSET	MICHE RACE PRO	MICHE RACE PRO	MICHE RACE PRO	MICHE RACE PRO
TIRES	TUFO GRAVEL SPEEDERO TLR	TUFO GRAVEL SPEEDERO TLR	TUFO GRAVEL SPEEDERO TLR	TUFO GRAVEL SPEEDERO TLR

XTREME GRAVEL FRAMESET

- Monocoque high mod carbon fiber frame with full integrated cable routing
- weight 1.180 g -Monocoque carbon fork weight 490 g
- Sizes : 49/S-52/M-54/L-56/XL-59/XXL
- Eyelets to support frame/fork mounted racks and mudguards
- 2 bottle mounts inside main triangle,1 accessory/bottle mount on underside of downtube
- 1 food bag mount on top tube ,3-pack mounts on each fork blade
- removable front derailleur mount allows to assemble 2x or 1 x cranksets
- flat mounts disc brake -rear t/axle 12x142mm – front t/axle 12x100
- Bottom bracket BB86 (86,5x41)-Seat tube ID 27,2 mm
- Max tire size 700x45 or 650bx50
- Tapered headtube 1"1/2 top - 1"1/2 bottom -Integrated Deda DCR headset included
- Colors: XG3 GREEN PURPLE
XG4 GOLDEN PURPLE
XG5 BLUE PURPLE



GEOMETRIES												
size		B	C	D	L	E	G	F	I	H	R	S
49	S	490	525	125	74°	70,5°	67	395	50	435	369	538
52	M	520	535	140	73,5°	71°	67	395	50	435	370	556
54	L	540	545	150	73°	71,5°	67	395	50	435	371	568
56	XL	560	560	170	72,5°	72°	67	395	50	435	374	589
59	XXL	590	585	190	72,5°	72,5°	67	395	50	435	379	606





XC GRAVEL

The XC Gravel is a gravel race bike designed to go fast on any combination of asphalt, gravel and dirt roads without any bikepacking.

The XC Gravel has fully integrated cable routing which gives a very smooth look and aerodynamic gain with no cable clutter in the steering area.

The XC Gravel offers an high level of stiffness, perfect absorption of vibrations and super driving reaction. It provides full control through fast terrains and surfaces for sudden changes of direction and for quickly acceleration sprinting out of the saddle .The disc brakes allow a powerful and modular braking in all conditions.

XC GRAVEL COLORS



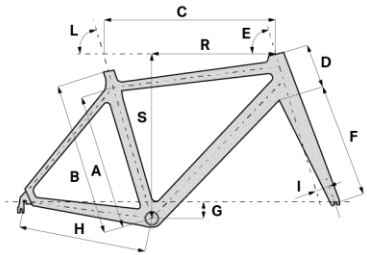
XCG1 GREEN PURPLE/TURQUOISE

XC GRAVEL FRAMESET

- Monocoque high mod carbon fiber frame with full integrated cable routing
- weight 1.150 g
- Sizes : XS-S-M-L-XL
- removable front derailleur mount allows to assemble 2x or 1 x cranksets
- flat mounts disc brake
- rear t/axle 12x142mm – front t/axle 12x100
- Bottom bracket BB86 (86,5x41)
- Seat tube ID 27,2 mm
- Max tire size 700x42
- Monocoque carbon fork weight 490 g
- Tapered headtube 1"1/2 top - 1"1/2 bottom
- Integrated Deda DCR headset included
- Color: XCG1 green purple/turquoise



GEOMETRY											
size	B	C	D	L	E	G	F	I	H	R	S
XS	440	510	105	75°	70°	70	400	45	430	369	528
S	460	525	110	74,5°	70,5°	70	400	45	430	377	535
M	480	545	130	73,5°	71°	68	400	45	430	381	554
L	500	565	150	73°	72°	68	400	45	430	389	576
XL	520	575	180	72,5°	72,5°	68	400	45	430	384	607



XC GRAVEL BIKESETS



PRO		
GROUPSET	SHIMANO ULTEGRA DI2 R8170 2x12	SRAM FORCE AXS 2x12
CRANKSET-CASSETTE	48/34-11/34	46/33-10/36
STEM	DEDA SUPERBOX	DEDA SUPERBOX
HANDLEBAR	DEDA SUPERZERO GRAVEL CARBON	DEDA SUPERZERO GRAVEL CARBON
SEAT POST	ALAN 075 CARBON	ALAN 075 CARBON
SADDLE	SAN MARCO ASPIDE SHORT OPEN FIT	SAN MARCO ASPIDE SHORT OPEN FIT
WHEELSET	ALCHEMIST PRO TRAINING RH38 CARBON	ALCHEMIST PRO TRAINING RH38 CARBON
TIRES	TUFO GRAVEL SPEEDERO TLR	TUFO GRAVEL SPEEDERO TLR

ELITE		
GROUPSET	SHIMANO 105 DI2 R7170 2x12	SRAM RIVAL AXS 2x12
CRANKSET-CASSETTE	48/34-11/34	46/33-10/36
STEM	DEDA SUPERBOX	DEDA SUPERBOX
HANDLEBAR	DEDA SUPERZERO GRAVEL ALLOY	DEDA SUPERZERO GRAVEL ALLOY
SEAT POST	ALAN 075 CARBON	ALAN 075 CARBON
SADDLE	SAN MARCO ASPIDE SHORT OPEN FIT	SAN MARCO ASPIDE SHORT OPEN FIT
WHEELSET	MICHE GRAFF XL	MICHE GRAFF XL
TIRES	TUFO GRAVEL SPEEDERO TLR	TUFO GRAVEL SPEEDERO TLR



SUPER GRAVEL

The Super Gravel is a gravel bike designed with adventure in mind. Made from high mod carbon fibre, it gives the optimal combination of low weight and outright strength for supreme performance on gravel. The frameset is compatible with 650b and 700c wheelsets, with clearances of 50mm and 45mm respectively. It comes complete with a dropped chainstay for agile performance on rougher gravel terrain. While mudguard and rack mounts allow you to ride anywhere, anytime on this all-round adaptable gravel solution.

SUPER GRAVEL COLORS



SG10 GREEN PURPLE/TURQUOISE



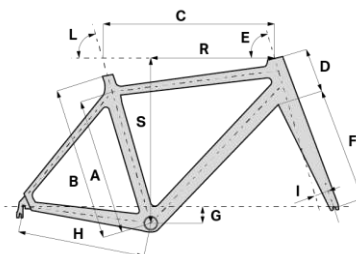
SG20 PEARLWHITE/TURQUOISE

SUPER GRAVEL FRAMESET

- Monocoque high mod carbon fiber frame
- weight 1.180 g
- Sizes : 49/S-52/M-54/L-56/XL-58/XXL
- Eyelets to support frame/fork mounted racks and mudguards
- 3 bottle mounts inside main triangle
- 1 accessory/bottle mount on underside of downtube
- 1 food bag mount on top tube
- 3-pack anything mounts on each fork blade
- flat mounts disc brake
- rear t/axle 12x142mm – front t/axle 12x100
- Bottom bracket BSA threaded
- Seat tube ID 27,2 mm
- Max tire size 700x45 or 650bx50
- Monocoque carbon fork weight 490 g
- Tapered headtube 1"1/8 top - 1"1/2 bottom
- Integrated Headset included
- Colors: SG10 GREEN PURPLE/TURQUOISE
SG20 PEARL WHITE/TURQUOISE



GEOMETRIES												
size		B	C	D	L	E	G	F	I	H	R	S
49	S	490	520	120	74,5°	70,5°	72	399	50	435	369	545
52	M	520	535	135	74°	71°	72	399	50	435	374	562
54	L	540	550	150	73°	71,5°	72	399	50	435	374	577
56	XL	560	565	165	73°	72°	72	399	50	435	383	594
58	XXL	580	580	185	73°	72°	72	399	50	435	393	613



SUPER GRAVEL BIKESETS



MASTER				
GROUPSET	SHIMANO 105 DI2 R7170 2x12	SRAM RIVAL AXS 2x12	SRAM APEX AXS XPLR 1x12	SHIMANO GRX610 2x12
CRANKSET-CASSETTE	48/34-11/34	46/33-10/36	40-11/44	46/30-11/34
STEM	DEDA SUPERBOX	DEDA SUPERBOX	DEDA SUPERBOX	DEDA SUPERBOX
HANDLEBAR	DEDA GRAVEL 100	DEDA GRAVEL 100	DEDA GRAVEL 100	DEDA GRAVEL 100
SEAT POST	DEDA ZERO2	DEDA ZERO2	DEDA ZERO2	DEDA ZERO2
SADDLE	SAN MARCO ASPIDE SHORT OPEN FIT	SAN MARCO ASPIDE SHORT OPEN FIT	SAN MARCO ASPIDE SHORT OPEN FIT	SAN MARCO ASPIDE SHORT OPEN FIT
WHEELSET	MICHE RACE PRO	MICHE RACE PRO	MICHE RACE PRO	MICHE RACE PRO
TIRES	TUFO GRAVEL SPEEDERO TLR	TUFO GRAVEL SPEEDERO TLR	TUFO GRAVEL SPEEDERO TLR	TUFO GRAVEL SPEEDERO TLR



SUPER GRAVEL SCANDIUM

The Super Gravel Scandium is our high range gravel aluminium model.

The Scandium 7000 tubes provide an high level of stiffness and lightness with exceptional comfort.

The Super Gravel Scandium has a full integrated cable routing that gives a very smooth look with no cable clutter in the steering area . The bike is very suitable for "gravel adventure" use, for its comfort, handling and the specific supports for bikepacking.

SUPER GRAVEL SCANDIUM COLORS



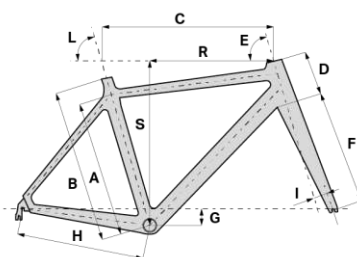
NGS2 GREEN PURPLE

SUPER GRAVEL SCANDIUM FRAMESET

- Handmade Scandium 7000 alloy frame with full integrated cable routing
- weight 1.550 g
- Sizes : 50-52-54-56-58-60 or custom size on request
- Eyelets to support frame/fork mounted racks and mudguards
- 2 bottle mounts inside main triangle
- 1 accessory/bottle mount on underside of downtube
- 1 food bag mount on top tube
- 3-pack mounts on each fork blade
- flat mounts disc brake rear t/axle 12x142mm – front t/axle 12x100
- Bottom bracket BSA threaded
- Seat tube ID 27,2 mm
- Max tire size 700x45 or 650bx50
- Monocoque carbon fork weight 490 g
- Tapered headtube 1”1/2 top - 1”1/2 bottom
- Integrated Deda DCR headset included
- Colors: NGS2 GREEN PURPLE



GEOMETRIES											
size	B	C	D	L	E	G	F	I	H	R	S
50	500	520	120	74°	70,5°	70	400	50	430	364	543
52	520	535	130	73,5°	71°	70	400	50	430	376	555
54	540	545	140	73,5°	71°	70	400	50	430	378	564
56	560	560	160	73°	71,5°	70	400	50	430	381	585
58	580	575	180	72,5°	72°	70	400	50	430	384	606
60	600	590	200	72,5°	72°	70	400	50	430	393	625



SUPER GRAVEL BIKESETS



MASTER				
GROUPSET	SHIMANO 105 DI2 R7170 2x12	SRAM RIVAL AXS 2x12	SRAM APEX AXS XPLR 1x12	SHIMANO GRX610 2x12
CRANKSET-CASSETTE	48/34-11/34	46/33-10/36	40-11/44	46/30-11/34
STEM	DEDA SUPERBOX	DEDA SUPERBOX	DEDA SUPERBOX	DEDA SUPERBOX
HANDLEBAR	DEDA GRAVEL 100	DEDA GRAVEL 100	DEDA GRAVEL 100	DEDA GRAVEL 100
SEAT POST	DEDA ZERO2	DEDA ZERO2	DEDA ZERO2	DEDA ZERO2
SADDLE	SAN MARCO ASPIDE SHORT OPEN FIT	SAN MARCO ASPIDE SHORT OPEN FIT	SAN MARCO ASPIDE SHORT OPEN FIT	SAN MARCO ASPIDE SHORT OPEN FIT
WHEELSET	MICHE RACE PRO	MICHE RACE PRO	MICHE RACE PRO	MICHE RACE PRO
TIRES	TUFO GRAVEL SPEEDERO TLR	TUFO GRAVEL SPEEDERO TLR	TUFO GRAVEL SPEEDERO TLR	TUFO GRAVEL SPEEDERO TLR



CROSSOVER

The Crossover features a new aluminium Ergal tubeset and a semi integrated cable routing for a clean look with no cable clutter in the steering area.

The easy and responsive handling allow to have a versatile and comfortable bike for gravel

CROSSOVER COLORS



CVN3 GREEN PURPLE



CVN4 GOLDEN PURPLE

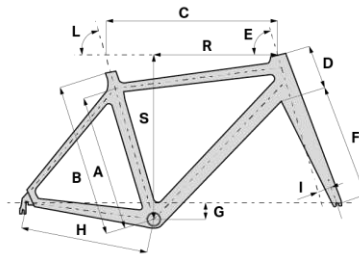
CROSSOVER FRAMESET

- Ergal alloy frame with semi-integrated cable routing
- weight 1.600 g
- Sizes: XS-S-M-L-XL
- Eyelets to support frame/fork mounted racks and mudguards
- 3-pack mounts on each fork blade
- flat mounts disc brake
- rear t/axle 12x142mm – front t/axle 12x100mm
- Bottom bracket BSA threaded
- Seat tube ID 27,2 mm
- Max tire size 700x42 or 650bx47
- Monocoque carbon fork weight 490 g
- Tapered headtube 1"1/2 top - 1"1/2 bottom
- Integrated Headset included
- Colors: CVN3 GREEN PURPLE
CVN4 GOLDEN PURPLE



GEOMETRIES

size	B	C	D	L	E	G	F	I	H	R	S
XS	455	510	120	74,5°	70°	70	400	45	430	368	530
S	495	530	130	74,5°	71°	70	400	45	430	372	549
M	520	550	150	74°	71,5°	70	400	45	430	376	568
L	540	565	170	73,5°	72°	70	400	45	430	385	590
XL	575	585	185	72,5°	72,5°	70	400	45	430	387	611



SUPER GRAVEL BIKESETS



MASTER

GROUPSET	SHIMANO 105 DI2 R7170 2x12	SRAM RIVAL AXS 2x12	SRAM APEX AXS XPLR 1x12	SHIMANO GRX610 2x12
CRANKSET-CASSETTE	48/34-11/34	46/33-10/36	40-11/44	46/30-11/34
STEM	DEDA SUPERBOX	DEDA SUPERBOX	DEDA SUPERBOX	DEDA SUPERBOX
HANDLEBAR	DEDA GRAVEL 100	DEDA GRAVEL 100	DEDA GRAVEL 100	DEDA GRAVEL 100
SEAT POST	DEDA ZERO2	DEDA ZERO2	DEDA ZERO2	DEDA ZERO2
SADDLE	SAN MARCO ASPIDE SHORT OPEN FIT	SAN MARCO ASPIDE SHORT OPEN FIT	SAN MARCO ASPIDE SHORT OPEN FIT	SAN MARCO ASPIDE SHORT OPEN FIT
WHEELSET	MICHE RACE PRO	MICHE RACE PRO	MICHE RACE PRO	MICHE RACE PRO
TIRES	TUFO GRAVEL SPEEDERO TLR	TUFO GRAVEL SPEEDERO TLR	TUFO GRAVEL SPEEDERO TLR	TUFO GRAVEL SPEEDERO TLR



SUPER CROSS RACE

The Super Cross Race has a race-focused geometry and design providing a direct and responsive handling for a full control both on a fast ground and on muddy surfaces. Very suitable on loose surface avoiding the heap mud on front forks and rear stays studied to maximize the tire clearance. The disc brakes allow a delayed and modular braking in order to set more quickly the changes of direction.



**SUPER CROSS RACE
COLORS**



CX1 RED



CX2 BLUE PURPLE

SUPER CROSS RACE BIKESETS



ELITE

GROUPSET	SRAM FORCE AXS 1x12	SHIMANO ULTEGRA Di2 R8170 2x12	SHIMANO 105 DI2 R7170 2x12	SHIMANO 105 DI2 R7170 1x12
CRANKSET-CASSETTE	40-10/36	48/34-11/34	48/34-11/34	GRX820 40 or 42-11/34
STEM	DEDA SUPERBOX	DEDA SUPERBOX	DEDA SUPERBOX	DEDA SUPERBOX
HANDLEBAR	DEDA ZERO2	DEDA ZERO2	DEDA ZERO2	DEDA ZERO2
SEAT POST	ALAN 075 CARBON	ALAN 075 CARBON	ALAN 075 CARBON	ALAN 075 CARBON
SADDLE	SAN MARCO ASPIDE SHORT OPEN FIT	SAN MARCO ASPIDE SHORT OPEN FIT	SAN MARCO ASPIDE SHORT OPEN FIT	SAN MARCO ASPIDE SHORT OPEN FIT
WHEELSET	ALCHEMIST PRO TRAINING RT38 CARBON	ALCHEMIST PRO TRAINING RT38 CARBON	ALCHEMIST PRO TRAINING RT38 CARBON	ALCHEMIST PRO TRAINING RT38 CARBON
TIRES	FMB SLALOM TUBULAR	FMB SLALOM TUBULAR	FMB SLALOM TUBULAR	FMB SLALOM TUBULAR



MASTER

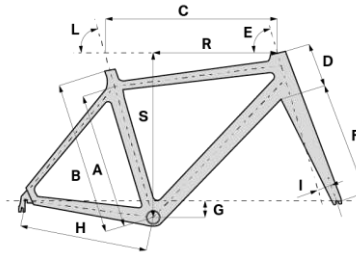
GROUPSET	SHIMANO 105 DI2 R7170 2x12	SHIMANO 105 DI2 R7170 1x12	SRAM RIVAL AXS 1x12	SHIMANO GRX610 2x12
CRANKSET-CASSETTE	48/34-11/34	GRX820 40 or 42-11/34	40-10/36	46/30-11/34
STEM	DEDA SUPERBOX	DEDA SUPERBOX	DEDA SUPERBOX	DEDA SUPERBOX
HANDLEBAR	DEDA ZERO2	DEDA ZERO2	DEDA ZERO2	DEDA ZERO2
SEAT POST	DEDA ZERO2	DEDA ZERO2	DEDA ZERO2	DEDA ZERO2
SADDLE	SAN MARCO ASPIDE SHORT OPEN FIT	SAN MARCO ASPIDE SHORT OPEN FIT	SAN MARCO ASPIDE SHORT OPEN FIT	SAN MARCO ASPIDE SHORT OPEN FIT
WHEELSET	MICHE RACE PRO	MICHE RACE PRO	MICHE RACE PRO	MICHE RACE PRO
TIRES	SCHWALBE X-ONE TLR	SCHWALBE X-ONE TLR	SCHWALBE X-ONE TLR	SCHWALBE X-ONE TLR

SUPER CROSS RACE FRAMESET

- Monocoque high mod carbon fiber frame 1.100gr.
- Monocoque carbon fork 480 gr.
- Sizes: S-M-L-XL-XXL
- flat mounts disc brake
- rear t/axle 12x142mm
- front t/axle 12x100mm
- Bottom bracket BSA threaded
- Max tire size 700x40
- Seat tube ID 27,2 mm
- removable front derailleur mount allows to assemble 2x or 1 x cranksets
- Tapered headtube 1"1/8 top - 1"1/2 bottom
- Integrated Headset included
- Colors: CX1 RED – CX2 BLUE PURPLE



GEOMETRIES											
size	B	C	D	L	E	G	F	I	H	R	S
S	500	515	120	73,5°	70,5°	65	396	45	425	355	540
M	520	535	130	73,5°	71°	65	396	45	425	366	554
L	540	556	145	73°	71,5°	65	396	45	425	381	570
XL	560	575	160	73°	72°	65	396	45	425	392	582
XXL	580	595	175	73°	72,5°	65	396	45	425	402	596





SUPER CROSS RACE PRO

The Super Cross Race in PRO version has been designed with some different specifications to offer the ideal bike for cross riders who want a very stiff and responsive race bike.

The main specifications of the Super Cross Race Pro are:

- Lowered and larger rear stays for greater rigidity to favor the reactivity of the bike during sudden changes of direction and for fast acceleration sprinting out of the saddle
- Total cable integration which gives a very clean look without cable clutter in the steering area
- More "race" geometries for a more "aggressive" riding position



SUPER CROSS RACE PRO COLORS



CX3 FLAMING RED



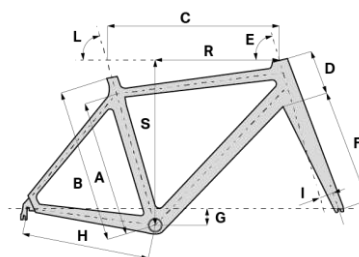
CX4 BLOODY BLUE

SUPER CROSS RACE PRO FRAMESET

- Monocoque high mod carbon fiber frame 1.100gr.
- Monocoque carbon fork 480 gr.
- Sizes: S-M-L-XL-XXL
- flat mounts disc brake
- rear t/axle 12x142mm
- front t/axle 12x100mm
- Bottom bracket BSA threaded
- Universal derailleur hanger (UDH)
- Max tire size 700x40
- Seat tube ID 27,2 mm
- removable front derailleur mount allows to assemble 2x or 1 x crankssets
- Tapered headtube 1"1/2 top - 1"1/2 bottom
- Integrated Deda DCR headset included
- Colors: CX3 FLAMING RED – CX4 BLOODY BLUE



GEOMETRIES											
size	B	C	D	L	E	G	F	I	H	R	S
S	490	520	110	75°	71°	64	400	45	425	376	534
M	520	535	130	74°	71,5°	64	400	45	425	376	553
L	540	545	140	73,5°	72°	64	400	45	425	378	564
XL	560	560	160	73°	72°	64	400	45	425	382	583
XXL	580	575	180	73°	72°	64	400	45	425	391	602



SUPER CROSS RACE PRO BIKESETS



ELITE

GROUPSET	SRAM FORCE AXS 1x12	SHIMANO ULTEGRA Di2 R8170 2x12	SHIMANO 105 DI2 R7170 2x12	SHIMANO 105 DI2 R7170 1x12
CRANKSET-CASSETTE	40-10/36	48/34-11/34	48/34-11/34	GRX820 40 or 42-11/34
STEM	DEDA SUPERBOX	DEDA SUPERBOX	DEDA SUPERBOX	DEDA SUPERBOX
HANDLEBAR	DEDA ZERO2	DEDA ZERO2	DEDA ZERO2	DEDA ZERO2
SEAT POST	ALAN 075 CARBON	ALAN 075 CARBON	ALAN 075 CARBON	ALAN 075 CARBON
SADDLE	SAN MARCO ASPIDE SHORT OPEN FIT	SAN MARCO ASPIDE SHORT OPEN FIT	SAN MARCO ASPIDE SHORT OPEN FIT	SAN MARCO ASPIDE SHORT OPEN FIT
WHEELSET	ALCHEMIST PRO TRAINING RT38 CARBON	ALCHEMIST PRO TRAINING RT38 CARBON	ALCHEMIST PRO TRAINING RT38 CARBON	ALCHEMIST PRO TRAINING RT38 CARBON
TIRES	FMB SLALOM TUBULAR	FMB SLALOM TUBULAR	FMB SLALOM TUBULAR	FMB SLALOM TUBULAR

MASTER

GROUPSET	SHIMANO 105 DI2 R7170 2x12	SHIMANO 105 DI2 R7170 1x12	SRAM RIVAL AXS 1x12	SHIMANO GRX610 2x12
CRANKSET-CASSETTE	48/34-11/34	GRX820 40 or 42-11/34	40-10/36	46/30-11/34
STEM	DEDA SUPERBOX	DEDA SUPERBOX	DEDA SUPERBOX	DEDA SUPERBOX
HANDLEBAR	DEDA ZERO2	DEDA ZERO2	DEDA ZERO2	DEDA ZERO2
SEAT POST	DEDA ZERO2	DEDA ZERO2	DEDA ZERO2	DEDA ZERO2
SADDLE	SAN MARCO ASPIDE SHORT OPEN FIT	SAN MARCO ASPIDE SHORT OPEN FIT	SAN MARCO ASPIDE SHORT OPEN FIT	SAN MARCO ASPIDE SHORT OPEN FIT
WHEELSET	MICHE RACE PRO	MICHE RACE PRO	MICHE RACE PRO	MICHE RACE PRO
TIRES	SCHWALBE X-ONE TLR	SCHWALBE X-ONE TLR	SCHWALBE X-ONE TLR	SCHWALBE X-ONE TLR



[facebook/Alanbikes1972](https://www.facebook.com/Alanbikes1972)

[instagram/Alanbikes1972](https://www.instagram.com/Alanbikes1972)

alanbike.it

© ALAN BIKES - Via San Matteo 7 35030 Trambacche di Veggiano (Padova) IT
Tel: 049-9004119 - alfa@alanbike.it